

ARAB CITY

SCHOOL SYSTEM SNAPSHOT: 2021 EDITION*

750 Arabian Drive N.E. | Arab, AL 35016 | (256) 586-6011

Superintendent

Dr. Johnny Berry






Board Members

Kristy Thomas, Dr. B.C. Maze, Wayne Trimble, Judy Ann Collier, Kevin Walls

 **\$1,694,244**
Cost of One Month's
Operation/General Fund

 **1.02**
Number of Months
Reserve Balance

By the Numbers

	Schools ¹	4
	Students/ADM ²	2,524
	Free & Reduced Lunch.....	38%
	Community Eligibility Program.....	22%
	Number of Route Buses ³	17
	Buses 10 yrs. old or less.....	65%
	Students Bused.....	1,171
	Full-Time Employees.....	298
	Teachers.....	175
	Principals/ Assistant Principals.....	10
	Counselors.....	5
	Librarians.....	4
	Other Certified Employees.....	6
	Support Personnel.....	98

¹ Schools with enrollment, including Alternative and Career Technical Education

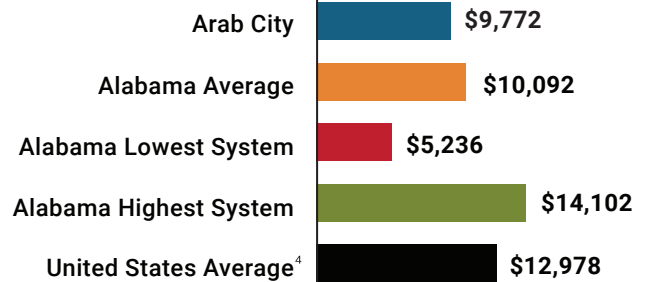
² Average Daily Membership

³ Data collected in FY19 and used for FY21 funding

⁴ 2019-2020 NEA Rankings of the States

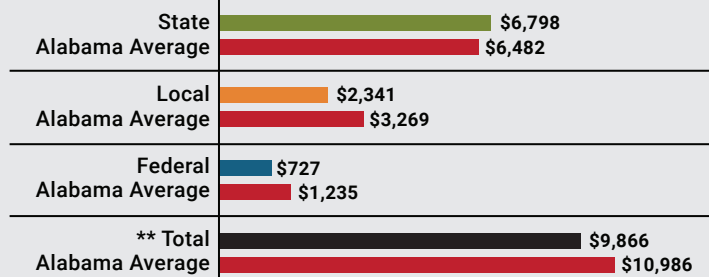
* THIS REPORT INCLUDES FISCAL YEAR 2019 DATA

Total Per-Pupil Expenditures (PPE)



Per-Pupil Revenue Sources

Arab City Revenue Sources



73
STATE
RANK

79
LOCAL
RANK

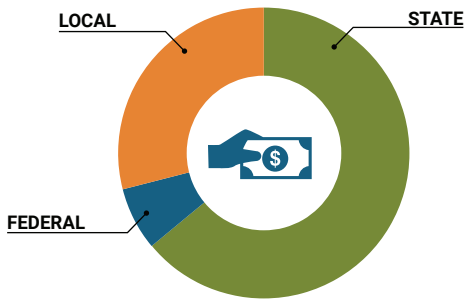
125
FEDERAL
RANK

OVERALL SYSTEM RANK 120

** Total Revenue Among 137 School Systems

School System Revenue

How was your school system funded?¹



\$17,160,399	STATE	64%
\$1,834,494	FEDERAL	7%
\$7,986,697	LOCAL	30%
— \$1,018,980	Local 10-Mill Match	
\$6,967,717	AVAILABLE LOCAL REVENUE	

VALUE OF 1-MILL
For Your School System

\$101,898

School System Spending

How did your school system spend state & local dollars?¹

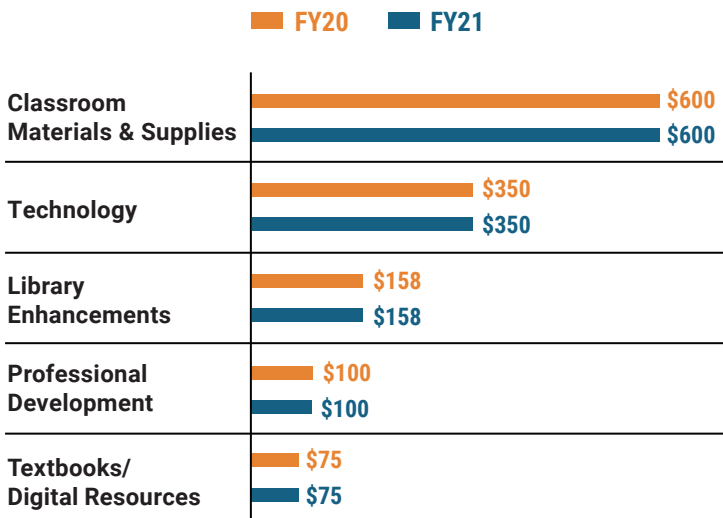
	STATE SPENDING ^{2,3}	LOCAL SPENDING ²
Salaries	\$11,771,560	\$1,881,755
Benefits	\$4,545,885	\$510,020
Non-Personnel Operations	\$1,157,635	\$3,244,938
TOTAL	\$17,475,079	\$5,636,714

¹ Revenues and expenditures may contain nominal variances
² Does not include debt service or capital outlay
³ Includes 10-mill match
⁴ Such as utilities, operations & maintenance, etc.

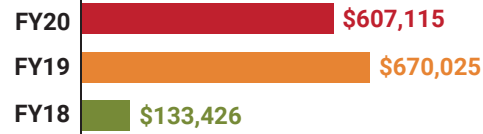


Only 7% of state funding is available for non-personnel expenditures⁴

Instructional Support



Educational Advancement & Technology Fund⁵



⁵ These one-time supplemental funds may be used for repairs and deferred maintenance, classroom instructional supplies, insurance for facilities, transportation, technology and school safety measures.

System Debt

TOTAL DEBT⁶ **DEBT PER STUDENT**
\$12,436,075 **\$4,927**

⁶ The debt totals in system audit reports may differ due to audit adjustments.



ALABAMA
ASSOCIATION OF
SCHOOL BOARDS

Sally Smith, J.D.
Executive Director

Lissa Tucker, J.D.
Director of Government Relations

43 South Jackson Street
Montgomery, Alabama 36104

1-800-562-0601 | AlabamaSchoolBoards.org

@AlaSchoolBoards Facebook.com/AlabamaSchoolBoards